




Cherokee County ARES

Basics of Emergency Communications

Annual Review

8 April 2023



References

- [Cherokee County ARES Operations Manual](#)



Activation/Deployment

®

1. We deploy only when requested by our served agency, and only when approved by your Emergency Coordinator of Cherokee County, or one of the delegated Assistant Emergency Coordinators.

2. Routine Activations:
 - A. SKYWARN
 - B. Cherokee/ARRL Simulated Emergency Training (SET)

3. Routine Deployments:
 - A. Georgia Death Race
 - B. GA Jewel Race
 - C. Field Day

2023-2024 Cherokee ARES Planned Missions

2024 GA Death Race- Point Bravo and Nimblewill	ARRL Field Day	GA Jewel	Annual ARRL Simulated Emergency Test (SET)
March 30-31, 2024	June 24-25, 2023	September 15-16, 2023	October 7, 2023



Personal Checklist

Personal Checklist (Part 1- Cherokee ARES Member Checklist)

Ensure you have all of your personal requirements including:

- Cherokee ARES SOP and 10 copies of each form printed out and ready to go...
- **Safety Vest**
- Meds
- Food
- Water
- Clothing (Cold/Wet Weather/etc)
- Table
- Chair
- Paper
- Pen
- Flashlight / Headlamp
- Coffee and means to brew (**Your Team will appreciate**)
- Etc...






Equipment Checklists

Equipment Checklist (Part 1- Cherokee ARES Member Checklist)

- Radios
- HF Antenna Tuner
- Antenna Analyzer
- Cables
- Headphones/Mics
- Power Supply
- Battery's
- Solar/Generator
- Winlink is Updated with current Version and Forms
- Winlink is Updated with current Propagation for Grid Square/Modes
- HF Antennas
- VHF/UHF Antennas
- Coax and Connectors
- Material to Hang Antenna (Paracord, Poles, Slingshot/Antenna Launcher)
- Engineer/Safety Marking Tape
- Etc...





Process

6. Communicate in plane spoken English.
 - A. Do not use Radio terms, Q-Codes, 10-Codes
 - B. Use Phonetic Alphabet and Numbers when communicating or spelling
 - C. Use Prowords correctly

7. Be Professional, reminder IC is in charge, we work for the IC / team assigned.

8. Remain Flexible, Calm, Adapt, Think Outside of the Box, and **Accomplish the Mission**

9. We will assign Positions/Tactical Callsigns as needed, Example:
 - A. Point Bravo Command
 - B. Point Bravo Intake
 - C. Point Bravo Aid-Station



Focus Skills

The Following Skills are key to Cherokee ARES Success

1. Ability to be comfortable, communicating via Phone/Voice on your radio or an assigned radio.
2. Understand ICS and take required training as laid out in the Individual Task Book /CCARES OPS Manual.
3. Ability to manage your radio configuration (Add/Edit/Delete) frequencies, Offsets, and PL Tones.
4. Ability to perform Winlink Messaging using free-form and forms contained within solution, ability to manage Winlink Configuration including your Tactical Callsign, Grid Square, GPS Location, etc...
5. Ability to proficiently utilize DRATS over Internet for Chat via #CCARES Channel, Update your Coordinates, and utilize MAP.
6. Go Box standardization with Power Distribution (11.1- PowerPoles). You may need to leverage someone elses power or someone else may need to leverage your power solution.
7. Ability to Follow-Directions! Do what NCS or Incident Commander Asks for.
8. Have a Great Attitude, remain Flexible, remain Professional, and use every opportunity to Learn and Improve...
9. **Bonus Skills:**
 1. RF Winlink (Vara HF, VARA FM, VARA P2P)
 2. Deployment Skills (Battery/Solar Power, VHF/HF Antenna under adverse conditions, etc) --- POTA Great Training Tool




Cherokee ARES Review



Welcome

Welcome to the Cherokee County, Georgia Amateur Radio Emergency Service®

- While amateur radio is a hobby, we encourage you to participate in our weekly nets, various drills/exercises throughout the year, and be prepared to answer the call from our community when emergency communications are needed.
- We are NOT storm-chasers, nor are we First-Responders.
- We are a dedicated group of amateur radio operators that follow the chain of command.
- We deploy only when requested by our served agency, and only when approved by your Emergency Coordinator of Cherokee County, or one of the delegated Assistant Emergency Coordinators.



Introduction

- Taking part in a Formal or Directed net and learning how to handle traffic are perhaps the major qualifications required of an ARES/RACES team member.
- Being a successful participant of an ARES/RACES net, requires exercising discipline, and observing a few basic rules of the road.



Net Communications

Ground Rules for participating during a Directed / Formal Net:

- During a Directed Net, Only use the frequency for official traffic.
- ***LISTEN.*** The **Net Control Station** (NCS) will provide instructions on how to check into the net and what is expected during net activities.
- Follow the net protocol established by the NCS.
- If you need to talk to someone directly, ask the NCS for permission.



Net Communications (cont)

Ground Rules for participating during a Directed / Formal Net:

- Answer promptly when called by the NCS.
- If you leave your station during a Directed Net, Inform NCS and Request Permission to “Close-Down”.
- Properly Utilize Prowords.
- Properly Utilize ITU Phonetics for Spelling and for providing Figures/Numbers.



Net Communications (cont)


Ground Rules for participating during a Directed / Formal Net:

- Do not break into an active on-going net. **WAIT** until NCS calls for check-ins or late checkins- **UNLESS** you have **Priority Emergency Traffic**.
- Do not utilize Q-Signals, 10 Codes, etc. Speak normally in clear language.

For Example:

- Do not use *QSL* to Acknowledge a message, instead use the Proword, '**Acknowledge-Over**'.

This is important as we will be working with many different Served Agencies and the communications must be fully understood by all parties. (Including National Weather Service, American Red Cross, Georgia Emergency Management Agency, Local County and City agencies, etc.)



Prowords

What are Prowords?

Procedural Words are used in message handling to ensure accuracy and efficiency.



Common Prowords


Below is a list of Common Prowords we shall utilize. Emergency Communications requires clearly spoken language to avoid any confusion or miss-interpretation of meaning:

- **CORRECT / WRONG.** The proword **CORRECT** means "what you transmitted is correct". The opposite is **WRONG**.
- **NEGATIVE / AFFIRMATIVE.** The proword **NEGATIVE** means "No". The Opposite "**AFFIRMATIVE**" meaning "Yes".
- **SAY AGAIN.** The proword **SAY AGAIN** is used to request a repetition of something that was transmitted. The Proword **I SAY AGAIN** means I am about to restate something I have already transmitted.
- **WAIT and WAITOUT.** The proword **WAIT** is used when a pause is required and will last less than five seconds. Wait should not be over-used; you may simply pause a second or two without saying it. **WAIT OUT** means I must pause for longer than five seconds before continuing/responding, in the meantime other stations can transmit as normal.
- **BREAK.** The proword **BREAK** indicated separation between the heading and the text and between the text and the end procedure. Break is not used to interruption transmissions.



Common Prowords (Cont)

- **PRIORITY.** The proword **PRIORITY**, is used to prioritize traffic and can be used to interrupt the communications by stating the precedence of his/her traffic. E.g., “**PRIORITY PRIORITY**”. NCS upon hearing the interruption will seize control of the net , stop the communications so that the higher precedence of traffic can be passed.
- **WILCO.** The proword **WILCO** is a contraction of the phrase "will comply". It is used in response to a request or tasking and means that you understand the tasking and agree to accomplish the task. Because it implies you understand the request, it is never used with the proword **ROGER** as that would be redundant.
- **OVER.** The proword **OVER** means, I have finished my transmission, go ahead and transmit.
- **OUT.** The proword **OUT** means, I have concluded my transmission, no reply is expected.
- **ROGER.** The proword **ROGER** means, "I have received the information by you" without indicating approval or disapproval, agreement or disagreement. Do not confuse **ROGER** for **WILCO**.
- **THIS IS.** The proword **THIS IS** means, "The current transmission is from the station who's call sign follows." This proword can be omitted after communications are established.



Common Prowords (Cont)

- **THIS IS A DIRECTED NET.** This proword **THIS IS A DIRECTED NET**, spoken by NET Control, means that until further notice the NET is directed. This means that all stations need permission of NET CONTROL to call other stations. The Opposite is **FREE NET**. In a FREE NET, any station may call any other station without NCS Permission.
- **CLOSE-DOWN.** The proword **CLOSE-DOWN** can be used to request your station to leave the net, or used by Net Control to End the Net.
- **UNKNOWN STATION.** The proword **UNKNOWN STATION** means, “the identify of the station I am attempting to contact is not known to me or whose callsign was not heard or only partially heard.
- **WORDS TWICE.** The proword **WORDS TWICE** is used when communication is difficult. The station is requested to transmit the phrase twice that is trying to be communicated in an attempt to understand the message.



Common Prowords (Cont)

- **FIGURES.** The proword **FIGURES** means, you are about to transmit numbers. FIGURES is not used in conjunction with the prowords TIME, GROUPS, NUMBER, CALL SIGN, or FREQUENCY. FIGURES is used to distinguish the numerical form versus textual form, (i.e., to distinguish “2” from “two”). FIGURES is not needed in these situations: “Change frequency to 146 decimal 640, OUT.
- **I SPELL.** The proword **I SPELL** is used to spell the previous word or letters communicated. When used, Say the Word, Say the proword **I SPELL**, spell the word Phonetically, Say the Word again, continue with your message.

Example:

This is W1JKU, report to **Lane**, **I SPELL** Lima Alpha, November, Echo **Lane** Street immediately, Over.

IF you did not spell Lane phonetically, might the receiver have thought they heard Main Street?



ITU Phonetics

- **What is ITU Phonetics?**
- **Why do we use ITU Phonetics?**
 - The ITU Phonetic Alphabet standard is also called the **NATO Phonetic Alphabet**.
 - This standard of phonetics is currently used by the military, civilians, aviators, and radio communicators across the globe.
 - The Phonetic Alphabet is used when spelling out Words or Numbers over radios, telephone lines, etc. This ensures that there are no misunderstandings.
 - The standardization provided by using one form of communication also makes it easier to provide clear instructions without confusion or mistakes being made due to miscommunication during an emergency situation.



ITU Phonetics (Cont)

- What you hear on HF /Contesting normally **DOES NOT** adhere to ITU Phonetics.
- Operators are making “Cute” Names for Letters, which adds to confusion.
- Do not set yourself up for failure and utilize non-ITU Phonetics. It’s then a hard habit to break!

We **WILL NOT** utilize Non-Standard ITU Phonetics on our Directed Nets



ITU Phonetics (Cont)

ITU Phonetic Alphabet- Letters

A - Alpha	J - Juliet	S - Sierra
B - Bravo	K - Kilo	T - Tango
C - Charlie	L - Lima	U - Uniform
D - Delta	M - Mike	V - Victor
E - Echo	N - November	W - Whiskey
F - Foxtrot	O - Oscar	X - X-ray
G - Golf	P - Papa	Y - Yankee
H - Hotel	Q - Quebec	Z - Zulu
I - India	R - Romeo	



ITU Phonetics (Cont)

ITU Phonetic Alphabet- Numbers

Numbers in the phonetic alphabet also have their own pronunciations. Most of them are pronounced as you normally would, a few however, are modified to provide a clearer sound definition.

Number	Phonetic Word	Pronunciation
0	Zero	zee-roh
1	One	wun
2	Two	too
3	Tree	tree
4	Fower	fa-wer
5	Fife	fife
6	Six	siks
7	Seven	seh-vin
8	Eight	ate
9	Niner	ny-ner



ITU Phonetics (Cont)

- If you are Net Control, do not Respond back with Non-Standard ITU Phonetic, give the correct spelling.
- Make on the Spot Corrections.
- We must enforce the standard, else there is no standard.
- Our Served Agency's we are supporting and our community, requires we remain disciplined and properly communicate so no message is misunderstood or transferred incorrectly!
- An incorrectly transmitted message could make a difference of mission success/failure, (life or death).



Passing Formal Traffic

- During an emergency, precise message handling is critical. It is important to record and pass on messages quickly and accurately.
- Keep Transmissions to a minimum.
- Avoid Spreading Rumours – Don't expand or speculate on what you may hear on the air or while in the presence of officials.
- All “official messages” should be written and signed by the originator.
- Send formal traffic EXACTLY as you received it. Don't correct it, change it, elaborate, or try to interpret it. Ask for clarification before Sending.
- Copy it as you received it. Send it as you were requested.
- Use the right mode and band to suit the need.



Frequencies

ICS-217A- Communications Availability Worksheet

- Worksheet includes all ARES approved Frequencies for Cherokee, our District, and surrounding communities.
- Worksheet does not include DMR, Fusion or any other mode reliant on the internet or limited to a small group of individuals.
- If you have not updated your radio with these frequencies, you are encouraged to do so, prior to an activation or deployment.
- Check your Radios. If you still have outdated frequencies in your radio including Simplex into our WA4EOC, K4VUB, or KC4AGS repeater, remove those now... On a regular basis members are incorrectly attempting to join the net on the wrong Frequency...

Cherokee County ARES / RACES

HOME NEWS REGISTRATION FREQUENCIES TRAINING SKYWARN CONTACT US

[Cherokee ARES Radio Loads and Samples](#)
Click the link above to access the current Cherokee ARES Radio Loads

ICS Form 217A Communications Resource Worksheet for Cherokee ARES

COMMUNICATIONS AVAILABILITY WORKSHEET				Frequency Band VHF, UHF, HF		Description Cherokee ARES 70CT2022		
Channel Configuration	Channel Name/Trunked Radio System Talkgroup	Eligible Users	RX Freq N or W	RX ToneNAC	Tx Freq N or W	Tx ToneNAC	Mode A, D or M	Remarks
REPEATER	WA4EOC	Amateur	443.075000 W	107.2 Hz	448.075000 W	107.2 Hz	A	CHEROKEE - Pine Log Mountain - WA4EOC NET Monday Nights 20:00hrs
REPEATER	KG4VUB	Amateur	145.270000 W	100.0 Hz	144.670000 W	100.0 Hz	A	CHEROKEE - Pine Log Mountain - KG4VUB NET Thursday Nights 20:00hrs
REPEATER	KC4AGS	Amateur	146.805000 W	100.0 Hz	147.405000 W	100.0 Hz	A	Jasper - Mount Oglethorpe - KC4AGS NET Tuesday Nights 20:00hrs
REPEATER	K4SJR	Amateur	145.430000 W	123.0 Hz	144.830000 W	123.0 Hz	A	JASPER - Biskay Mountain - K4SJR
REPEATER	K4SJR	Amateur	146.700000 W	123.0 Hz	146.100000 W	123.0 Hz	A	JASPER - Pickens - K4SJR
SIMPLEX	146955	Amateur	146.955000 W	CSQ	146.955000 W	CSQ	A	NW GA - SIMPLEX
SIMPLEX	147955	Amateur	147.955000 W	CSQ	147.955000 W	CSQ	A	NW GA - SIMPLEX
NWGA 6M	NG4M	Amateur	50.130 USB	CSQ	50.130 USB	CSQ	A	NW GA - 6M USB
NWGA10M	NGA10M	Amateur	28.430 USB	CSQ	28.430 USB	CSQ	A	NW GA - 10M USB
APRS	APRS	Amateur	144.390000 W	CSQ	144.390000 W	CSQ	D	APRS
SIMPLEX	ZM2CALL	Amateur	146.520000 W	CSQ	146.520000 W	CSQ	A	2M NATIONAL CALLING
SIMPLEX	70CALL	Amateur	446.000000 W	CSQ	446.000000 W	CSQ	A	70CM NATIONAL CALLING
REPEATER	K4WOC	Amateur	443.675000 W	CSQ	448.675000 W	100.0 Hz	A	GORDON & CALHOUN - K4WOC
REPEATER	KK4OC	Amateur	145.480000 W	CSQ	144.890000 W	107.2 Hz	A	COBB - KK4OC
REPEATER	W4OC	Amateur	146.820000 W	146.2 Hz	146.220000 W	146.2 Hz	A	WADOC/SKYWARN
REPEATER	W4GR	Amateur	147.075000 W	CSQ	147.675000 W	82.5 Hz	A	GWINNETT - W4GR
REPEATER	W7TJT	Amateur	146.685000 W	CSQ	146.085000 W	100.0 Hz	A	GORDON & FAIRMOUNT - W7TJT
REPEATER	WB4GX	Amateur	147.150000 W	141.3 Hz	147.750000 W	141.3 Hz	A	FORSYTH - WB4GX
REPEATER	WB4GX	Amateur	441.900000 W	141.3 Hz	446.900000 W	141.3 Hz	A	FORSYTH - WB4GX
REPEATER	WX4PCA	Amateur	443.475000 W	CSQ	448.475000 W	77.0 Hz	A	PAULDING - WX4PCA
USB-PHONE	HF10M	Amateur	28.390000 USB	CSQ	28.390000 USB	CSQ	A	CHEROKEE COUNTY ARES 10m-USB
LSB-PHONE	HF6M	Amateur	7.287500 LSB	CSQ	7.287500 LSB	CSQ	A	GAARES 48M LSB
LSB-PHONE	HF6M	Amateur	5.320500 USB	CSQ	5.320500 USB	CSQ	A	GAARES 6M USB
LSB-PHONE	HF80M	Amateur	3.975000 LSB	CSQ	3.975000 LSB	CSQ	A	GAARES 80M LSB
CW	HF80CW	Amateur	3.549000 CW	CSQ	3.549000 CW	CSQ	A	GAARES CW
USB-DATA-PSK	HF80PS	Amateur	3.583000 USB	CSQ	3.583000 USB	CSQ	D	GAARES PSK USB
LSB-PHONE	HF160M	Amateur	1.975000 LSB	CSQ	1.975000 LSB	CSQ	A	GAARES 160M LSB
SIMPLEX	147585	Amateur	147.585000 W	CSQ	147.585000 W	CSQ	A	CHEROKEE COUNTY SIMPLEX - YHF
SIMPLEX	439600	Amateur	439.600000 W	CSQ	439.600000 W	CSQ	A	CHEROKEE COUNTY SIMPLEX - UHF

COMMUNICATIONS AVAILABILITY WORKSHEET				Frequency Band VHF, UHF, HF		Description Cherokee ARES 70CT2022		
Channel Configuration	Channel Name/Trunked Radio System Talkgroup	Eligible Users	RX Freq N or W	RX ToneNAC	Tx Freq N or W	Tx ToneNAC	Mode A, D or M	Remarks
REPEATER	CRT01	Upon Approval	451.037500 N	87.0 Hz	456.037500 N	87.0 Hz	A	CHEROKEE CERT REPEATER Request Approval and Callign to use
SIMPLEX	CRT01D	Upon Approval	451.037500 N	CSQ	451.037500 N	CSQ	A	Req CERT Approval and Callign
SIMPLEX	CRT02D	Upon Approval	451.625000 N	CSQ	451.625000 N	CSQ	A	Req CERT Approval and Callign
SIMPLEX	CRT03D	Upon Approval	454.475000 N	CSQ	454.475000 N	CSQ	A	Req CERT Approval and Callign
SIMPLEX	CPT00D	Amateur	144.910000 W	CSQ	144.910000 W	CSQ	A	Cherokee CAPTN SIMPLEX
SIMPLEX	CPT01D	Amateur	146.535000 W	CSQ	146.535000 W	CSQ	A	Cherokee CAPTN SIMPLEX
SIMPLEX	CPT02D	Amateur	146.595000 W	CSQ	146.595000 W	CSQ	A	Cherokee CAPTN SIMPLEX
SIMPLEX	CPT03D	Amateur	147.510000 W	CSQ	147.510000 W	CSQ	A	Cherokee CAPTN SIMPLEX
PACKET	145650	Amateur	145.050000 W	CSQ	145.050000 W	CSQ	D	VARA-FM K4MFD-10
PACKET	145610	Amateur	145.610000 W	CSQ	145.610000 W	CSQ	D	VARA-FM K4MMAAT-10
PACKET	145630	Amateur	145.630000 W	CSQ	145.630000 W	CSQ	D	PACKET WINLINK
PACKET & DIGIPEATER	145710	Amateur	145.710000 W	CSQ	145.710000 W	CSQ	D	PACKET WINLINK DIGIPEATER K4KYLX-15 (Pine Log) DIGIPEATER AB4BK-15 (Mt Oglethorpe) DIGIPEATER W4NET-4 (Hamilton Mt) DIGIPEATER K4HYJ-15 (Dalton)
PACKET & DIGIPEATER	145750	Amateur	145.750000 W	CSQ	145.750000 W	CSQ	D	PACKET WINLINK DIGIPEATER KG4VUB-10 (Dalton)
PACKET	145790	Amateur	145.790000 W	CSQ	145.790000 W	CSQ	D	PACKET WINLINK


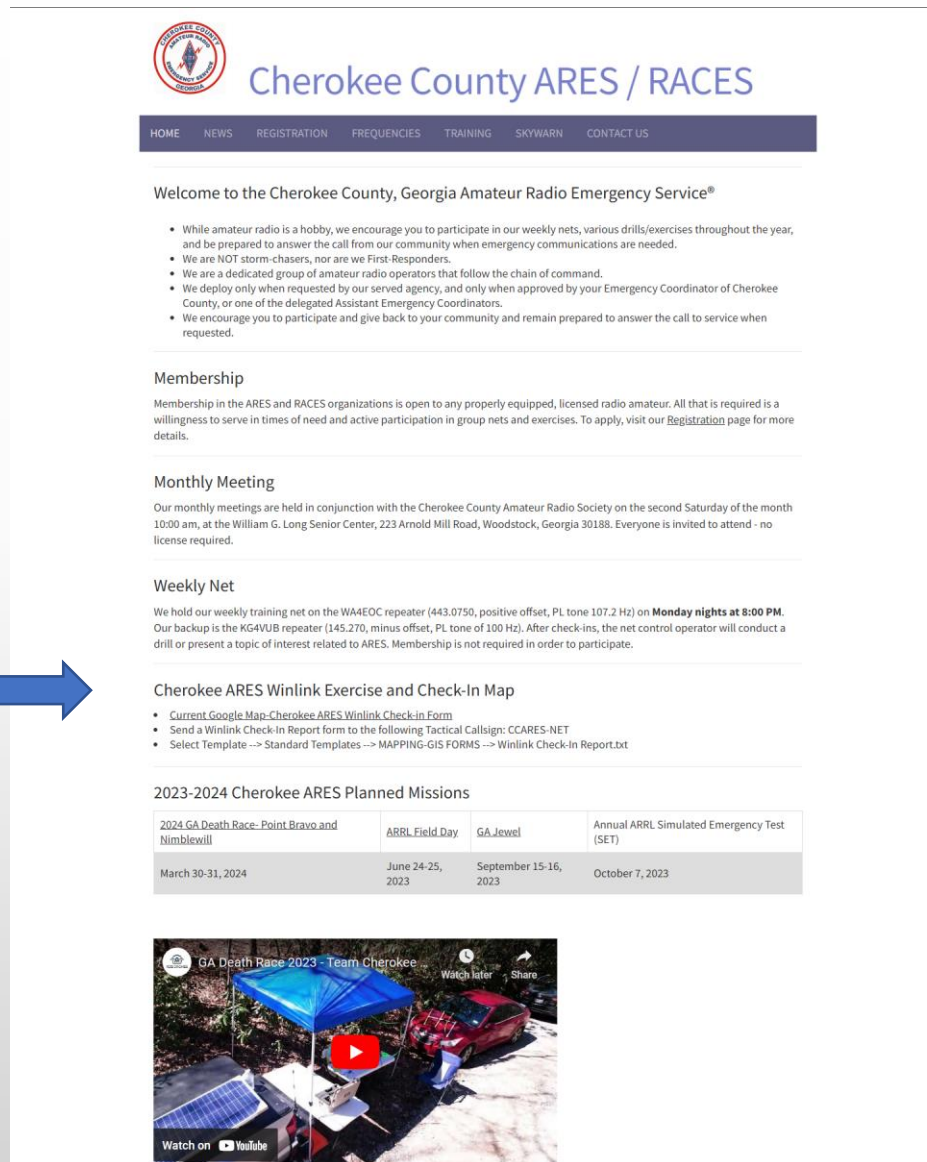
The convention call for Frequency list to show four digits after the decimal place, followed by either an "N" or "W", depending on whether the frequency is narrow or wide band.
Mode refers to "A" or "D" indicating analog or digital or "M" indicating mixed mode.
All channels are shown as if programmed in a control station, mobile or portable radio. Repeater and base stations must be programmed with the Rx and Tx reversed.



Cherokee ARES Website

<http://Cherokee-ARES.org>

Moved link to our Winlink Exercise and Check-in Map. During an Activation, this Map will be updated as needed to reflect our current situation.

The screenshot shows the Cherokee County ARES / RACES website. At the top is the organization's logo and name. Below is a navigation menu with links for HOME, NEWS, REGISTRATION, FREQUENCIES, TRAINING, SKYWARN, and CONTACT US. The main content area includes a welcome message, a list of organizational goals, sections for Membership, Monthly Meeting, and Weekly Net, and a section for Cherokee ARES Winlink Exercise and Check-In Map. At the bottom, there is a table of planned missions for 2023-2024 and a video thumbnail for a 2023 event.

Cherokee County ARES / RACES

HOME NEWS REGISTRATION FREQUENCIES TRAINING SKYWARN CONTACT US

Welcome to the Cherokee County, Georgia Amateur Radio Emergency Service®

- While amateur radio is a hobby, we encourage you to participate in our weekly nets, various drills/exercises throughout the year, and be prepared to answer the call from our community when emergency communications are needed.
- We are NOT storm-chasers, nor are we First-Responders.
- We are a dedicated group of amateur radio operators that follow the chain of command.
- We deploy only when requested by our served agency, and only when approved by your Emergency Coordinator of Cherokee County, or one of the delegated Assistant Emergency Coordinators.
- We encourage you to participate and give back to your community and remain prepared to answer the call to service when requested.

Membership

Membership in the ARES and RACES organizations is open to any properly equipped, licensed radio amateur. All that is required is a willingness to serve in times of need and active participation in group nets and exercises. To apply, visit our [Registration](#) page for more details.

Monthly Meeting

Our monthly meetings are held in conjunction with the Cherokee County Amateur Radio Society on the second Saturday of the month 10:00 am, at the William G. Long Senior Center, 223 Arnold Mill Road, Woodstock, Georgia 30188. Everyone is invited to attend - no license required.

Weekly Net

We hold our weekly training net on the WA4EOC repeater (443.0750, positive offset, PL tone 107.2 Hz) on **Monday nights at 8:00 PM**. Our backup is the KG4VJB repeater (145.270, minus offset, PL tone of 100 Hz). After check-ins, the net control operator will conduct a drill or present a topic of interest related to ARES. Membership is not required in order to participate.

Cherokee ARES Winlink Exercise and Check-In Map

- [Current Google Map: Cherokee ARES Winlink Check-in Form](#)
- Send a Winlink Check-In Report form to the following Tactical Callsign: CCARES-NET
- Select Template --> Standard Templates --> MAPPING-GIS FORMS --> Winlink Check-In Report.txt

2023-2024 Cherokee ARES Planned Missions

2024 GA Death Race-Point Bravo and Nimblewill	ARRL Field Day	GA Jewel	Annual ARRL Simulated Emergency Test (SET)
March 30-31, 2024	June 24-25, 2023	September 15-16, 2023	October 7, 2023

GA Death Race 2023 - Team Cherokee

Watch on YouTube



Cherokee ARES Website

- [Current Google Map-Cherokee ARES Winlink Check-in Form](#)

A screenshot of a Google Map interface displaying a list of ARES members and a tornado path. The map shows the Cherokee County area with various towns and roads. A red line indicates a tornado path from Sixes to Woodstock. Numerous blue location pins are scattered across the map, representing ARES members. A sidebar on the left contains a search bar and a list of layers. The top layer is "Cherokee ARES Winlink Check-In ...", which includes a search bar and a list of 32 items. The second layer is "Tornado 01APR2023", which includes "Tornado Start", "Tornado End", and "Tornado Path 1 APR 2023". The third layer is "Winlink_Messages.csv", which includes "All items (32)" and a list of call signs.

Cherokee ARES Winlink Check-In ...

Send your Winlink Check-In form prior to 20:00 Monday Net

2,091 views
Last edit was yesterday at 8:01 PM

Add layer Share Preview

Tornado 01APR2023

- Individual styles
- Tornado Start
- Tornado End
- Tornado Path 1 APR 2023

Winlink_Messages.csv

- Uniform style
- All items (32)
- WB9GFA
- KM4IEH
- KM4ZHZ
- AI4AK
- KN4UYM
- KO4UQF
- KJ4UC
- KD4KHO
- KO4IFY
- KO4UQF
- KM4IEH
- KM4ZHZ
- KN4UYM
- KF4VX
- KJ4UC
- N4BBG
- K4QEX
- KD4KHO
- KO4IFY



Weekly ARES Training NETS

- To help prioritize the nets for the Cherokee ARES teams, we are requesting that we participate, as time allows, on the Cherokee ARES, Cherokee CARS, and NW GA ARES weekly nets.
- By keeping focus on our County and District we are better able to mutually support one another during an activation or incident.

Monday

Cherokee ARES /SKYWARN

- 20:00 hours Net starts on WA4EOC Repeater (443.075 + PL 107.2) and Alternate Repeater KG4VUB (145.270 - PL 100.0)

Tuesday

[NW GA ARES DISTRICT](#)

- 1st Tuesday 19:30 District Simplex Net (Check [NW GA ARES District Facebook](#) weekly)
- 19:30 Winlink Net – Send Winlink Check-in form to W4NWG
- 20:00 hours Net starts on KC4AQS Repeater 146.805 + PL 100.0 (Additional Instructions will be provided on the net or [NW GA ARES District Facebook](#))
- Exercises varies including:
 - DSTAR using REF030B
 - Winlink (Telnet/Vara/Packet) to W4NWG
 - Winlink P2P- TBD
 - Simplex Testing VHF/UHF/HF- Based on weekly exercise
 - DRATS

Thursday

Cherokee Amateur Radio Society Club Net ([WX4CAR](#))

- 20:00 EST via the KG4VUB Repeater (145.270MHz - PL 100Hz encode and decode)




Cherokee ARES Registration




Reminder to Register

- Submit your FSD-98 and RACES to Register Form for Cherokee to **W1JKU and KO4IFY**
- Submit your Certificates of Training to **W1JKU and KO4IFY**
- On Monthly Basis, Sign the ARES Sign-in Roster at our Meetings and verify your Contact Information is correct



Cherokee County
Amateur Radio Emergency Service@

ARES Registration Form



Name:	
Call Sign:	
Mailing Address:	
City, State, ZIP code:	
Grid Square:	
E-mail address:	
Home phone number:	
Work phone number:	
Ham Shack Hotline:	
Cell phone number:	
License Class:	
License Expiration:	


MODE	80M	40M	20M	10M	6M	2M	1.25M	.70CM	900Mhz	1.2 Ghz
SSB										
CW										
FM										
DATA										
PACKET										
Winlink										
D-Star										
"Go Box"										
Portable HT										
Mobile										
Home										

Can your home station be operated without commercial power? Yes [] No []

May we include your contact information in our membership listings? Yes [] No []

Signature _____ Date _____
(Your typed name will serve as signature)

Contact: Rob Bruderer, Emergency Coordinator-Cherokee County ARES at W1JKU@ARRL.NET
Information on this document will not be released to anyone without your permission as indicated above.
Learn about ARRL-sponsored Amateur Radio Emergency Communications Courses:
<http://www.arrl.org/ccs/>
CC ARES FSD-98 (01/2022)



Cherokee County
RACES Registration Form

"Amateur Radio Volunteers for Community Emergency Communications Service"

Name:	
Call Sign:	
Mailing Address:	
City, State, ZIP code:	
Grid Square:	
E-mail address:	
Home phone number:	
Work phone number:	
Ham Shack Hotline:	
Cell phone number:	
License Class:	
License Expiration:	

MODE	80M	40M	20M	10M	6M	2M	1.25M	.70CM	900Mhz	1.2 Ghz
SSB										
CW										
FM										
DATA										
PACKET										
Winlink										
Telnet										
Winlink										
VARA										
PACTOR										
FLDIGI										

Can your home station be operated without commercial power? Yes [] No []

Signature _____ Date _____
(Your typed name will serve as signature)

Contact: Rob Bruderer, Emergency Coordinator-Cherokee County ARES at W1JKU@ARRL.NET
CC RACES (01/2022)



After Registration

1. You will be added to the [Cherokee ARES Groups.IO](#)
 - Please follow the steps in the email you receive to accept the invitation, and please set your name in Groups.IO as First name + Callsign
 - This specific page is limited for Cherokee ARES training, Activations, and Upcoming ARES Events.
 - For Non-ARES related postings use the WX4CAR Club Groups.IO Page [Cherokee-Hams.groups.io](#)
2. You can then request access to the [Cherokee ARES Facebook Page](#), which for short message/reminders. Only ARES members will be admitted to the page. (Facebook is not mandatory, just another tool in the toolbox to help notify members)
3. Please access and make a favorite on your web-browser: the [Cherokee ARES Website](#) . This is the official site for complete listing of our Operations Manual and important details of our Organization.
 - Please Establish your own Binder that includes the Cherokee ARES Operations Manual
 - Please Print 10 Copies of each of the Blank ICS Forms, so you have them available during an incident
 - Please Check the website at least quarterly for updates. (If we make a major update to this site, we will post a notification on the Cherokee ARES Groups.IO page as a reminder).
4. Participate in Weekly NETS and Exercises



Participate

Give Back to the Community

Have Fun and Advance your Skills

Quick Overview of our Activities over the last month



GA Death Race 25-26 March 2023





POTA- April 1- 2023





Questions or Comments



Thank you!